






Features & Benefits

-  Adhesion to a wide variety of substrates
-  Easy to apply
-  High shear and peel strength
-  Good impact strength
-  High temperature resistance

Description

PERMABOND[®] ET5411 is a two part adhesive with a soft paste consistency. When fully cured, which must be at temperatures above 90°C, ET5411 exhibits exceptional chemical and temperature resistance. The controlled flow properties as well as its ease of mixing and application, enables the adhesive to be used where gap filling is required.

Physical Properties of Uncured Adhesive

	ET5411A	ET5411B
Chemical composition	Epoxy Resin	Anhydride Hardener
Appearance	White	Black
Viscosity @ 25°C	20rpm: 40,000-60,000 mPa.s (cP) 2rpm: 100,000-200,000 mPa.s (cP)	20rpm: 10,000-15,000 mPa.s (cP) 2rpm: 50,000-80,000 mPa.s (cP)
Specific gravity	1.4	1.2

Typical Curing Properties

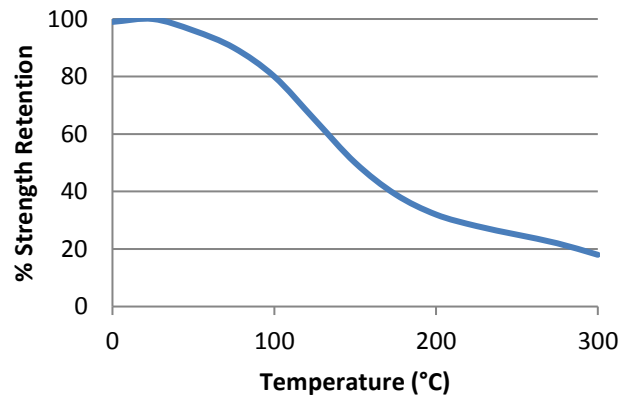
Mix ratio	2:1 by volume 2:1 by weight
Maximum gap fill	2 mm <i>0.08 in</i>
Usable / pot life @23°C	100ml: 16 hours Thin film: 30 hours
Full cure	@130°C: 2 hours

Typical Performance of Cured Adhesive

Shear strength* (ISO4587) (cured 2 hrs @ 130°C)	Mild steel: 21 N/mm ² (3000 psi)
Hardness (ISO868)	88 Shore D
Elongation at break	<2%

*Strength results will vary depending on the level of surface preparation and gap.

Temperature Resistance



ET5411 can withstand higher temperatures for brief periods (such as for paint baking and wave soldering processes) providing the joint is not unduly stressed. The minimum temperature the cured adhesive can be exposed to is -40°C (-40°F) depending on the materials being bonded.

Additional Information

This product is not recommended for use in contact with strong oxidizing materials. Information regarding the safe handling of this material may be obtained from the safety data sheet.

Users are reminded that all materials, whether innocuous or not, should be handled in accordance with the principles of good industrial hygiene.

This Technical Datasheet (TDS) offers guideline information and does not constitute a specification.

The information given and the recommendations made herein are based on our research and are believed to be accurate but no guarantee of their accuracy is made. In every case we urge and recommend that purchasers before using any product in full-scale production make their own tests to determine to their own satisfaction whether the product is of acceptable quality and is suitable for their particular purpose under their own operating conditions. THE PRODUCTS DISCLOSED HEREIN ARE SOLD WITHOUT ANY WARRANTY AS TO MERCHANTABILITY OR FITNESS FOR A PARTICULAR PURPOSE OR ANY OTHER WARRANTY, EXPRESS OR IMPLIED.

No representative of ours has any authority to waive or change the foregoing provisions but, subject to such provisions, our engineers are available to assist purchasers in adapting our products to their needs and to the circumstances prevailing in their business. Nothing contained herein shall be construed to imply the non-existence of any relevant patents or to constitute a permission, inducement or recommendation to practice any invention covered by any patent, without authority from the owner of this patent. We also expect purchasers to use our products in accordance with the guiding principles of the Chemical Manufacturers Association's Responsible Care® program.



Surface Preparation

Surfaces should be clean, dry and grease-free before applying the adhesive. Use a suitable solvent (such as acetone or isopropanol) for the degreasing of surfaces. Some metals such as aluminium, copper and its alloys will benefit from light abrasion with emery cloth (or similar), to remove the oxide layer.

Directions for Use

1. Dual cartridges:
 - a) Insert the cartridge into the application gun and guide the plunger into the cartridge.
 - b) Remove the cartridge cap and dispense material until both sides are flowing.
 - c) Attach the static mixer to the end of the cartridge and begin dispensing the material.
2. For bulk application, ensure the resin and hardener are thoroughly mixed and in the correct proportion. Avoid entrapping air.
3. Apply material to one of the substrates.
4. Join the parts. Parts must be joined within 16 hours of mixing the two epoxy components.
5. Large quantities and/or higher temperature will decrease the usable life or pot life.
6. Apply pressure to the assembly by clamping until handling strength is obtained.
7. Full cure will be obtained after 2 hours at 130°C. The product requires a heat cure to obtain full strength.

Video Links

Surface preparation:

<https://youtu.be/8CMOMP7hXjU>



Two-part epoxy directions for use:

<https://youtu.be/-sG85TtNIF4>



Other Products Available

Anaerobics

- Thread lockers
- Thread sealants
- Gasket makers
- Sealants / retainers

Cyanoacrylates

- Instant adhesives
- For rapid bonding of metals, plastics, rubber and many other materials

Epoxies

- Two-part room temperature cure adhesives
 - Single-part heat cure adhesives
- Modified Technology (MT) flexible grades available

MS-Polymers

- Single-part, moisture-curing, flexible sealants

Polyurethanes

- Two-part room temperature curing adhesives

Toughened Acrylics

- Rapid curing, high strength structural adhesives

UV Light Cured Adhesives

- Glass / plastic bonding
 - Optically clear
 - Non-yellowing

Storage & Handling

Storage Temperature	5 to 25°C (41 to 77°F)
---------------------	------------------------

Your Distributor:

T-E-Klebertechnik

Anwendungs-, Verfahrens- und Dosiertechnik

Großer Kolonnenweg 3
Tel.: 0511 - 353982 - 0
internet: www.t-e-klebertechnik.de

30163 Hannover
Fax.: 0511 353982 - 40
mail: infotek@t-e-klebertechnik.de



The information given and the recommendations made herein are based on our research and are believed to be accurate but no guarantee of their accuracy is made. In every case we urge and recommend that purchasers before using any product in full-scale production make their own tests to determine to their own satisfaction whether the product is of acceptable quality and is suitable for their particular purpose under their own operating conditions. THE PRODUCTS DISCLOSED HEREIN ARE SOLD WITHOUT ANY WARRANTY AS TO MERCHANTABILITY OR FITNESS FOR A PARTICULAR PURPOSE OR ANY OTHER WARRANTY, EXPRESS OR IMPLIED.

No representative of ours has any authority to waive or change the foregoing provisions but, subject to such provisions, our engineers are available to assist purchasers in adapting our products to their needs and to the circumstances prevailing in their business. Nothing contained herein shall be construed to imply the non-existence of any relevant patents or to constitute a permission, inducement or recommendation to practice any invention covered by any patent, without authority from the owner of this patent. We also expect purchasers to use our products in accordance with the guiding principles of the Chemical Manufacturers Association's Responsible Care® program.